


MICRO GOLD NEEDLE
RADYOFREKANS FRACTURE NETWORK ACTIVE VACUUM
FRACTIONAL RADIOFREQUENCY



SUSTAINABLE TECHNOLOGY DEVELOPMENT

Known for many years in the medical field, **CROSS ALLURA** Radiofrequency technique has been successfully used in the field of skin cosmetology for a long time. Due to day by day developing technology, this method has proved to be a high level one and emerged as a very effective method with the addition of new features to the classical Radiofrequency method.

INNOVATION- 1 FRACTIONAL SPECIAL DESIGN

First, the radiofrequency method was a kind of fraction. The applied power in this technique is not total, however, it is populated from many small points side by side. This ensures that there is much less damage due to the solid tissues in between.

The second-generation radiofrequency devices, the "fractional radiofrequency", are more commonly known as the Thermage device. This radiofrequency device, which is still widely used, affects all the deep layers.

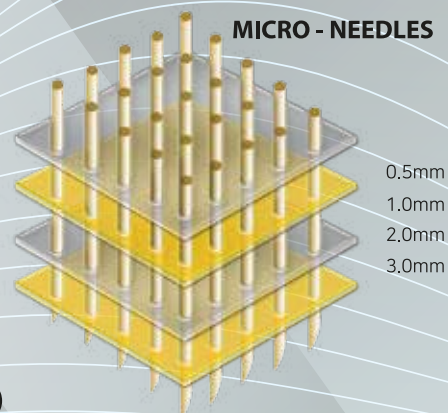
INNOVATION - 2 GOLD MICRO - NEEDLES

The second innovative step is the third generation of Radiofrequency devices that provide micro-needles and energy flow into the skin. The radiofrequency unit, equipped with micro-pins, has a current output unit that flows from upper layer directly to the middle epidermis layer, called the dermis. The depth of the used needles of device can be adjusted between 0.5 and 3.0 mm. This method is called "golden needle" because the needles used in this technology are made from gold.

Another new step in this method is that the output flow is only given through the end of a needle, not through the entire needle. Thus, much better results are obtained with much less damage.

ADVANTAGES

- Minimum Pain / Non-Shock needle technology
- Quick and easy application
- Short recovery time
- No special care after application
- Depth control up to \varnothing 3.5 mm
- Adjustable depth increase of \pm 0.1 mm (0.5 mm-3.5 mm)
- 2 MHz usage with the highest possible energy range for dry skin permeability
- High-tech tip that minimizes impacts on rough skin
- 3 sessions with 1 month intervals and minimum 1 year effect
- Applicable to all age groups
- No side effects
- No needle mark
- No bruising or bleeding
- Reversible face contouring
- Biometric RF (Invasive RF only, stem cell and can be combined with PRP).



INNOVATION- 3 PATENTED SPIDER WEB RF

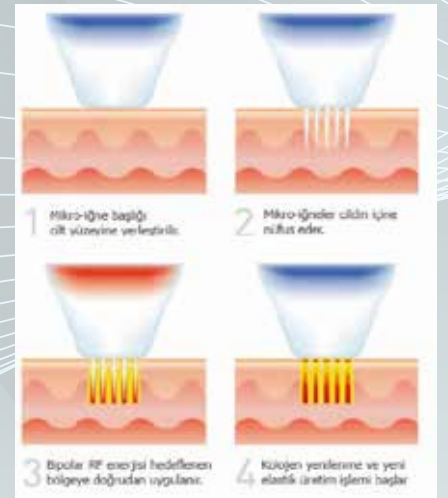
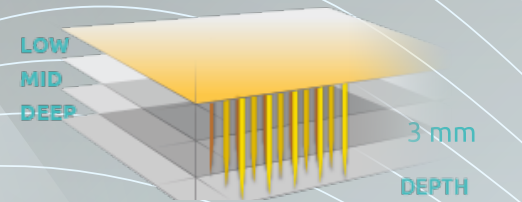
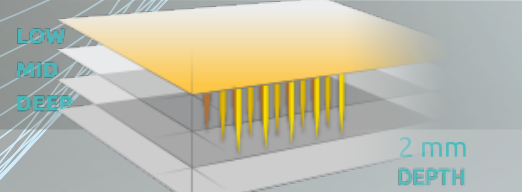
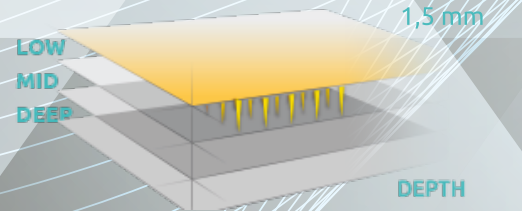

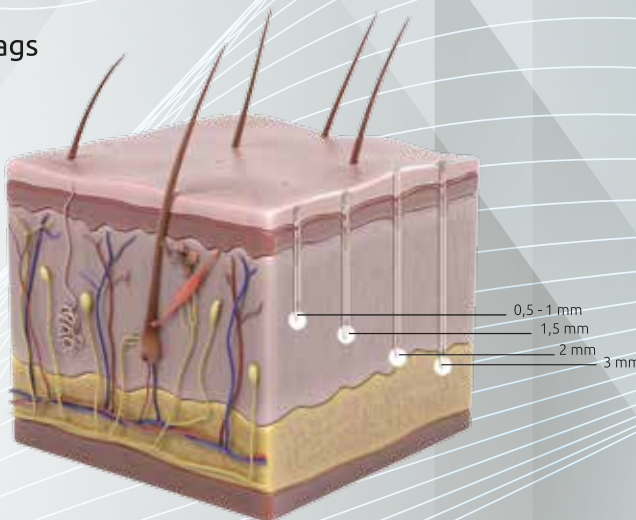
In addition to all these innovations, in our **ALLURA VI** Fractional RF device, there is also an RF emission between needlepoints, a patented technology just like a spider web. In this way, the effect is much more enhanced.

Moreover, thanks to the vacuum technology attached to the cap, the skin is fixed to the head and all the needles contact at the same speed. Therefore, there is minimal pain with maximum effect.

The transfer of radiofrequency energy goes directly to the dermis layer with gold needles and results a rapid disintegration of the collagen fibers by coagulation. This procedure makes the reorganized fibers come to contract in a short period of time. New collagen production is initiated by stimulation of fibroblast cells

USAGE AREAS

- Total Skin Rejuvenation (Skin Rejuvenation, Skin Renewal)
- Volumetrik Cilt Germe & Lifting
- Volumetric Skin Tension & Lift
- Elasticity Loss Treatment (Skin Tightening)
- The appearance of face and jaw lines
- Neck and Tickness Rollup
- Thin Wrinkles Treatment
- Scar Treatment (Acne Scars, Keloid etc.)
- Inflammatory Acne Treatment
- Enlarged Pore Treatment
- Editing the skin tone
- Balancing of Sebum
- Facial Telangiectasias Treatment
- Pigmented Lesion Treatment
- Striae (Skin Cracks) Treatment
- Treatment of Hyperhidrosis
- Body Tightening
- Eliminating Arm Sags



TECHNICAL SPECIFICATIONS



PRODUCT NAME	ALLURA VI
RF POWER	80 W
VACUUM TIME	50 - 950 ms
SHOOTING RANGES	1 - 3 Saniye
VACUUM POWER	Off - Soft - Normal
DEPTH	0.5 - 3.00 mm
FREQUENCY VOLTAGE	2 Mhz, Bipolar
CHARACTERISTICS	220V - 50/60 Hz

CLINICAL RESULT

